

Pump specifications:

Type.....	BE160 D254
Max. flow	345 m ³ /hour (1518 US GPM)
Max. pressure.....	27 mwc (89 ft.)
Connections.....	DN 150 (6")
Solids handling	80 mm (3,15")
Impeller type	Semi-open impeller
Engine	Perkins 404D-22
Basic frame.....	BF10-23
Weight (net).....	1220 kg (2684 lb.)

FEATURES

B(E) self priming centrifugal pump

The B range of pumps have been designed with a clear focus on reliability, efficiency and durability, ranging from 1-1/2" to 12". Featuring an open impeller configuration in combination with a changeable wear plate, facilitating servicing and minimising costs of spares. All B series pumps are fitted with a non return valve in the suction port, eliminating the need for a foot valve in suction line and allowing quick priming.

Design features

- Basic, reliable technology
- Large solids handling capacity
- Suitable for use with hot fluids
- Wet self-priming
- Cooled shaft seal
- Extended life due to pump design

Fields of application

- Shipping
- Industry
- Construction
- Waste water management
- Emergency pump units
- Irrigation
- Agriculture

Complete package designed & built by BBA Pumps

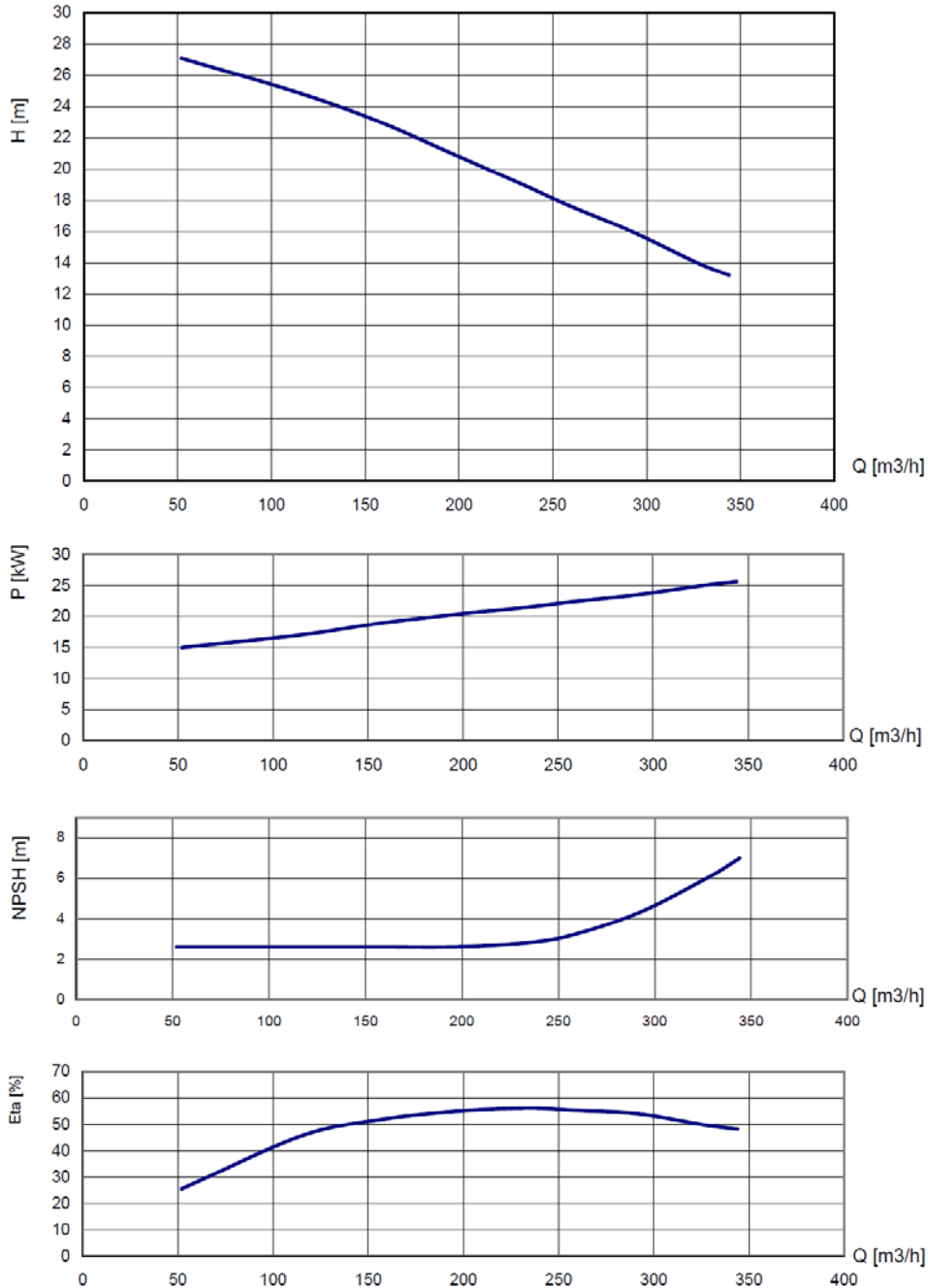
- Complete in-house design & production
- Over 60 years of experience in the market
- Extensive testing facility in-house
- Contemporary & functional design
- Durable & eco-friendly materials
- Custom builds available

After sales service & product support

- Single supplier for parts, spares & accessories
- Dedicated customer help-desk (24h service)
- Dedicated service department in-house
- Global parts distribution network
- Optional global on-site servicing
- Extensive training options available (technical & commercial), on-site or in-house

PERFORMANCE CURVES (1800 RPM)

Continuous duty according ISO 9906




Engine speed rpm	H mwc	Capacity Q in m ³ /h				Fuel consumption (BEP)
		50	150	250	320	l/h
1800		27	23	18	15	7
1700		24	20	16	13	6
1600		20	17	13	10	5
1500		17	14	10	7	4

STANDARD TECHNICAL SPECIFICATIONS

BBA self-priming pump

Pump type.....	BE160 D254
Max. flow.....	345 m ³ /hour (1518 US GPM)
Max. head.....	27 mwc (89 feet)
Impeller type.....	Semi open impeller
Solids handling.....	80 mm (3.15 inch)
Pump casing.....	Cast iron GG20
Impeller.....	Cast iron GG25
Wear plate.....	Cast iron GG25
Pump shaft.....	C45
Shaft seal.....	Mechanical seal 45 mm (1.77 inch)
Seal faces.....	Tung/Tung
Seal rubbers.....	Viton



Engine

Engine brand.....	Perkins
Engine type.....	404D-22
Flywheel power.....	26 kW (35 Hp)
Max. engine speed.....	1500 – 1800 RPM
Fuel consumption.....	243 g/kWh
Displacement.....	2.2 l
Number of cylinders.....	4
Cooling system.....	Water cooled
Exhaust emission EU.....	Stage IIIA
Exhaust emission US.....	Tier 4i



BBA control panel

- Composite panel IP66
- Key switch
- Tachometer
- Hour counter
- Warning light “engine failure”
- Warning light “alternator”



Fuel system

- PE fuel tank 140 L. net (37 US Gallon)
- Fuel tank cap Ø 60 mm
- Mechanical fuel injection system
- Fitted with water separator & extra in-line fuel filter

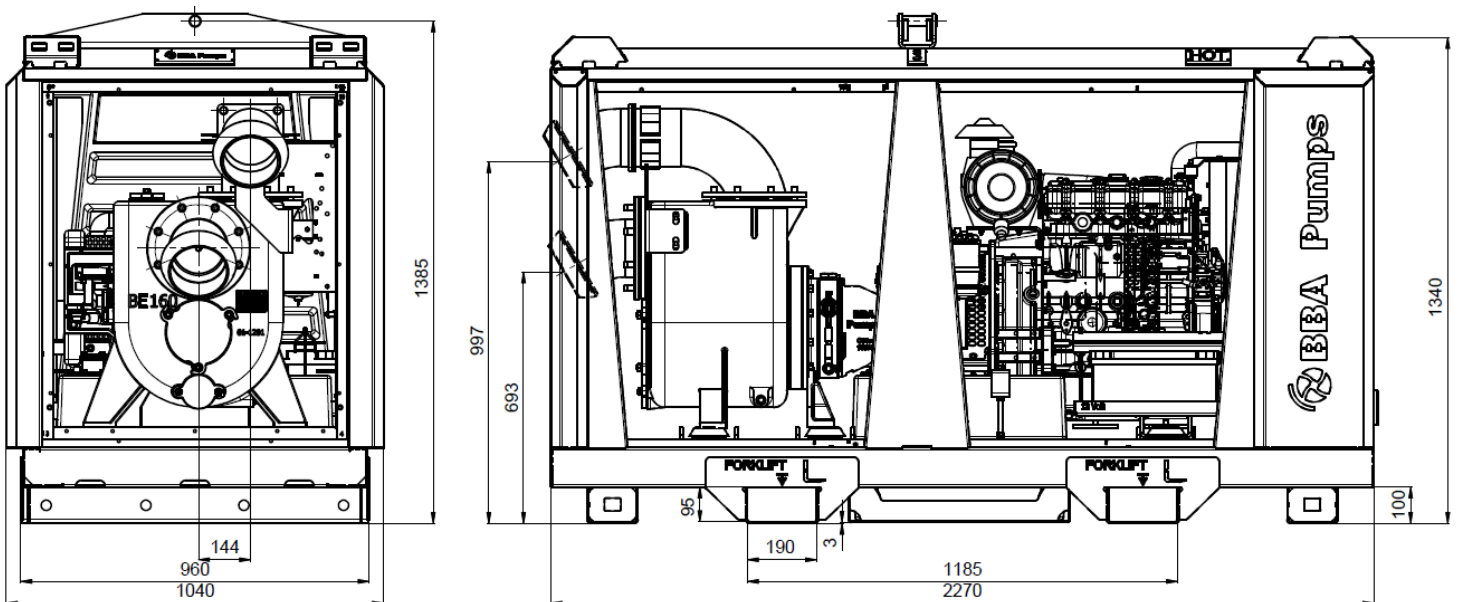
Electrical system & safety features

- Nominal voltage 12 Volt
- Premium quality battery 92 amp.
- Low oil pressure shut down
- High temperature shut down


FRAME BF10-23

BBA open diesel unit

Frame model.....	BF10-23
Dimensions L x W x H	Approx. 2270 x 1040 x 1340 mm (without connections)
Dimensions L x W x H	Approx. 89 x 41 x 53 inch (without connections)
Basic frame	Hot dip galvanised
Panel.....	Composite grill panel
Fuel tank	Composite tank net 140 ltr (37 US Gallon)
Fuel tank autonomy	20 hours (at 1800 rpm BEP)
Fuel tank cap	60 mm (2.5 inch)
Forklift pockets	Fitted with 2 forklift pockets
Lifting point	Fitted with single lifting point
Connections	Please consult "auxiliary items"
Exhaust system	Exhaust is mounted on the engine
Radiator	Genuine Perkins
Document box.....	Including genuine BBA user manual & BBA warranty book



Actual dimensions (in mm & inches) may vary depending on selected quick couplings.



Excellent priming
The built-in non-return valve at the suction side prevents the pump casing from being siphoned empty when the pump stops. In this way, some liquid will always remain in the pump casing.



Fuel tank
Corrosion-free, 140 litre, high-density polyethylene (HDPE) fuel tank, located in base of frame.



Easy inspection
Oil glasses, drain valves and fill plugs are all easily accessible.



Large inspection covers
Easy access to impeller and non-return valve. And for filling the casing after the wintertime.




4 Year limited warranty
The BBA limited warranty covers years or operating hours whichever occurs first. For more details please consult the BBA warranty book.




User Manual B(E) series
Extensive user manual with important information concerning the pump unit, pump installation and safety warnings. Available in 7 languages.

Pictures used are for illustration purposes only.


AUXILIARY ITEMS
Site Trailer Kit

3031720310	Trailer Kit	
	Off-road design	
	Towbar is height-adjustable	
	Not permitted on public road	
	M10-23 / ET10-23 / BF10-23	


Webasto engine heater

5646804565	Webasto Engine Heater	
	- For cold weather conditions	
	- Engine liquid heater	
	- Extra switch on control panel	


Discharge connections

Art.nr.		Ø inch	Ø mm	Connection	
05080873	30°	6	150	Flange K240	
1516604209	30°	8	200	Flange K295	
05080876	30° female (cup)	6	150	system B	
05080881	30° male (ball/lever)	6	150	system B	
05080877	30° male (ball)	6	150	system C	
05080882	30° female (cup/lever)	6	150	system C	


Suction connections

Art.nr.		Ø inch	Ø mm	Connection	
05080884	30°	6	150	Flange K240	
1516604208	30°	8	200	Flange K295	
05080889	30° female (cup)	6	150	System B	
05080890	30° male (ball/lever)	6	150	System B	
05080887	30° male (ball)	6	150	System C	
05080888	30° female (cup/lever)	6	150	System C	

Suction hose with strainer L=5 metre

Art.nr.	Ø inch	Ø mm	Connection	
07047054	6	150	Flange K240	
07047057	8	200	Flange K295	
07047007	6	150	System B male (ball/lever)	
07047037	6	150	System C female (cup/lever)	

Suction hose with strainer L=6 metre

Art.nr.	Ø inch	Ø mm	Connection	
07047055	6	150	Flange K240	
07047058	8	200	Flange K295	
07047008	6	150	System B male (ball/lever)	
07047038	6	150	System C female (cup/lever)	

NPE-MAR-SS-87